

2013

2013

“ ”

2013

17

37

7

2013

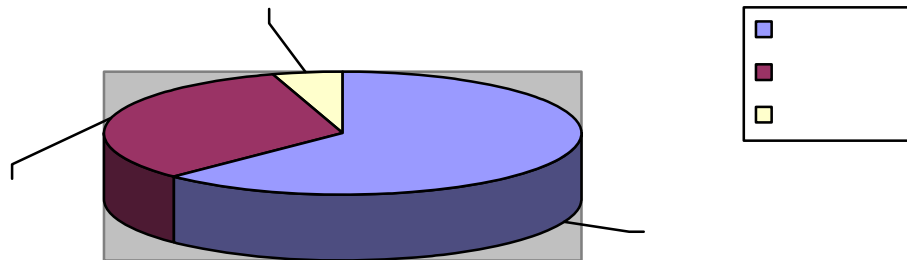
13

38

2013

2013

2013	2013	596,600.36	
2012		3,059.52	0.52%
		596,600.36	429,663
		374.84	
166,562.52			
1	429,663		



1	268,873.01	
		2012
22,908.41	9.31%	2013

			"	"
2	140,458.78			
				2012
	8,560.32	6.49%		
3	137.82			
				2012
	578.48	80.76%		
			"	"
"	"			
4	382.94			
				2012
198.66	107.8%		2013	
5	19,810.46			
				2012
	4,441.67	28.9%		
2	374.84			

2012

362.48

3

166,562.52

596,600.36

400,499.03


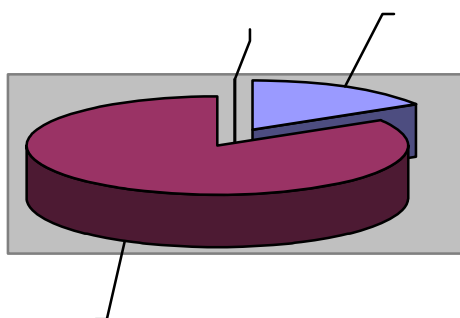
22,865.99

173,235.34

1

400,499.03

2013



1

3,058.24

2012

1, 268. 61

70. 89%

+20

2

155, 929. 33

2012

10, 987. 48

7. 58%

" "

2013

2012

3

11, 418. 46

2012

466. 18

3. 92%

4

1, 997. 65

2012

135. 64

6.36%

5

220,484.66

2012

25,723.61

10.45%

2013

6

411.52

2012

184.32

81.13%

7

295.05

2012

292.62

2012

2013

8

6,904.13

2012

497.46

7.76%

2013

2

22, 865. 99

2012

2, 628. 78

10. 31%

3


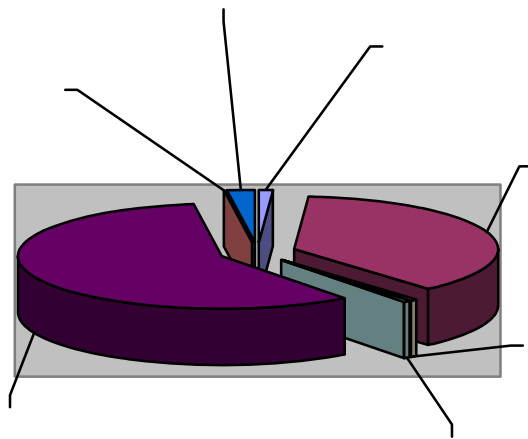
173, 235. 34

2013

2013

273, 688. 44

2013



(一) 外交 (类)

1.

142.30

0.13

0.09%

2

2,468.71

818.22

9.78

1.18%

1,650.49

22.16

1.32%

3

447.23

26.72

5.64%

(二) 科学技术 (类)

1.

241.10

358.90

59.82%

2013

2

35,604.40

5,961.66

61.57

1.04%

29,549.29

112.71

0.38%

93.45

10.83

13.11%

3

2.76

2.76

4

4,867.18

1,277.82

20.79%

5.
61,581.83
3,918.93 5.98%

6.
205.28
25.28 14.04%

(三) 文化体育与传媒 (类)

1,500

(四) 社会保障和就业 (类)

1,968.08

1,158.16

42.09 3.77%

773.96

122.23

18.75%

35.95

4.15

10.35%

(五)节能环保(类)

1.

42,210.42

10,519.23

1.84

0.02%

4,669.93

553.92

13.46%

60.42

3, 255. 06

227. 06

7. 5%

Š

A

492.05

12.4%

2

42,124.08

8,016.72

257.28

3.11%

33,140.12

1,181.95

3.44%

967.24

3

8,240.96

379.95

20.05

5.01%

5,297.43

202.57

3.68%

152.12

7.88

4.93%

997.26

63.95

6.03%

1,414.19

76.21

5.11%

4.

927.87

412.71

37.29

8.29%

515.16

15.16

3.03%

5.

64,865.56

40,088.45

3,232.93

8.77%

6,867.17

132.83

1.9%

17,909.95

14,909.95

497%

20,000

(六) 资源勘探电力信息等事务(类)

295.05

(七) 住房保障支出 (类)

5, 995. 64

2, 475. 65

341. 21

[1999] 267

3, 178. 78

2013

15. 64

0. 26%

2013

2013

65, 907. 34

63, 142. 47

2, 764. 86

63,142.47

39

60,142.47

2013 " "

" "

27

2013

" "

3,037.72

2,323.60

714.12

23.51%

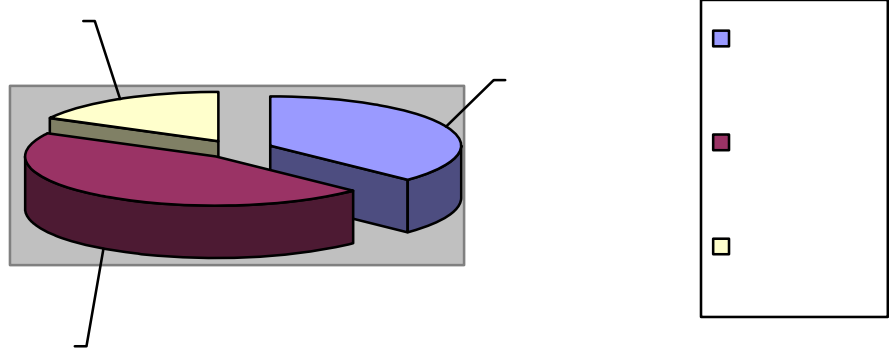
400.34

41.53

272.26

" "

2013 " "



2013

867.66

" "

37.34%

148

84

444

12

12

53

105

12

10

2013

2013

1, 058. 37

" "

45. 55%

1.

114. 66

7

3

4

2

943. 71

260

2013

397.56

" "

17.11%

2013

2013

2013

25,333.83

"

" "

" "

"

"

" "

" "

" "

"

5%

12%

2000

[1998] 23

1998

4

<

>

[2005] 8

“ ”

