

---



“ ”

---

" "

---



































---

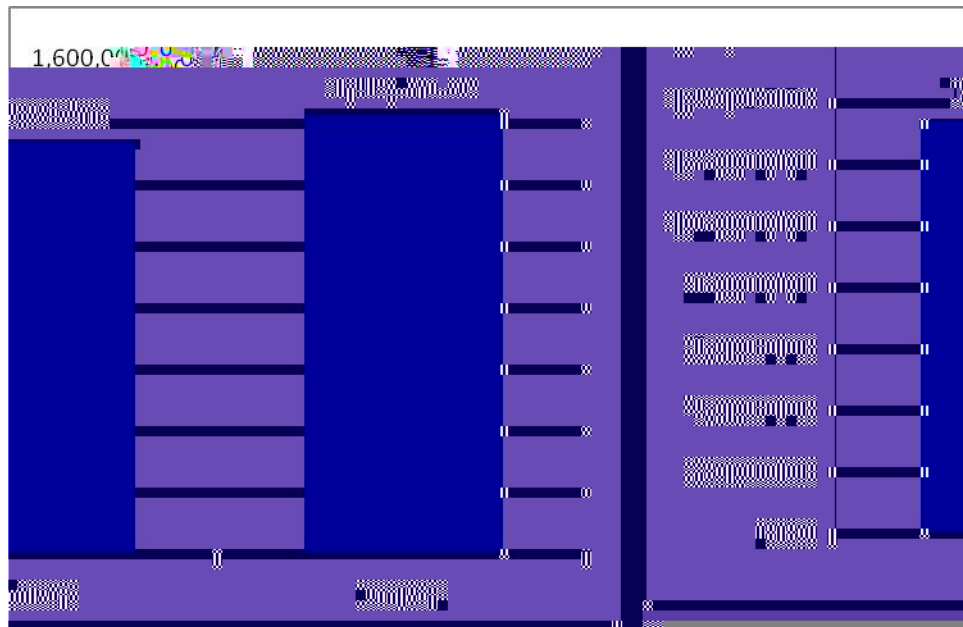
2017

1, 418, 751. 72

2016

85, 504. 24

6. 41%



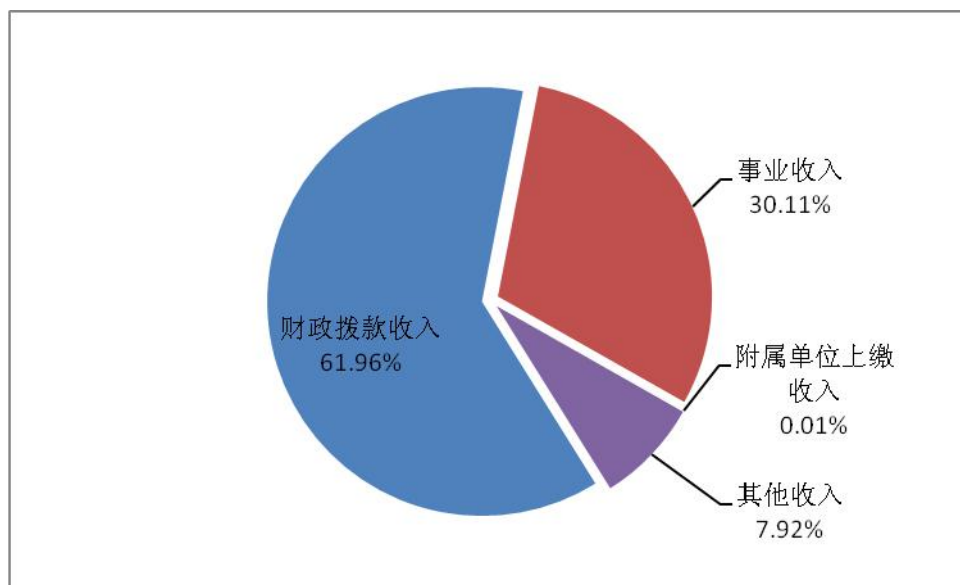
763, 000. 99

---

472, 770. 43                      61. 96%                      229, 764. 22

30. 11%                                      65                                      0. 01%

60, 401. 33                      7. 92%



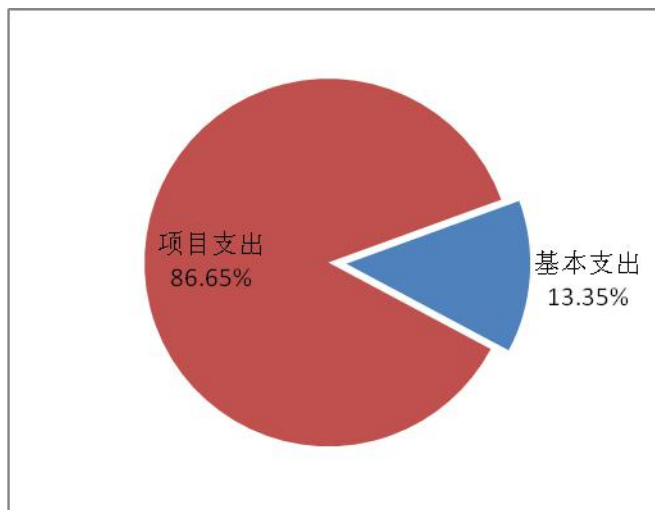
665, 365. 41

88, 832. 89

13. 35%

576, 532. 52

86. 65%



---

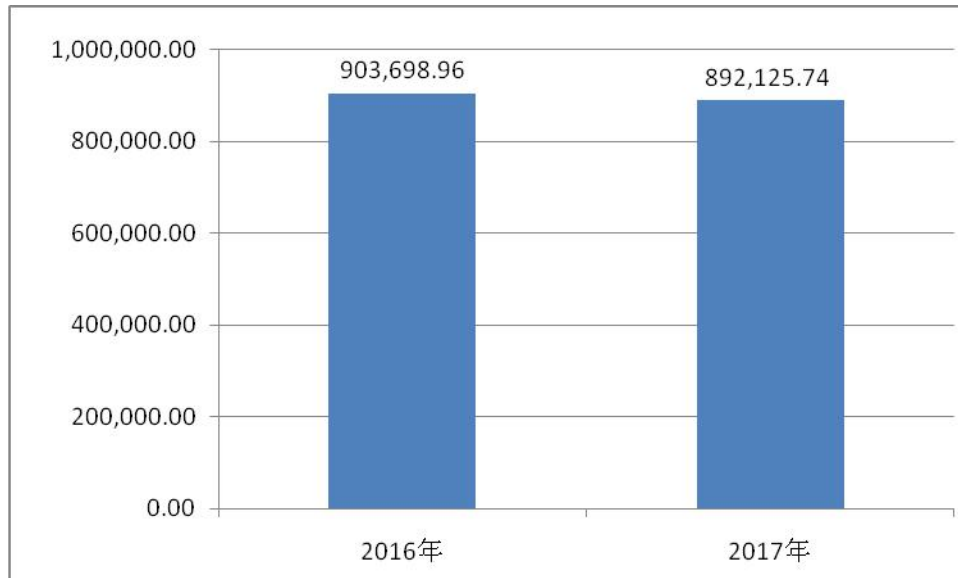
2017

892,125.74

2016

11,573.22

1.28%



2017

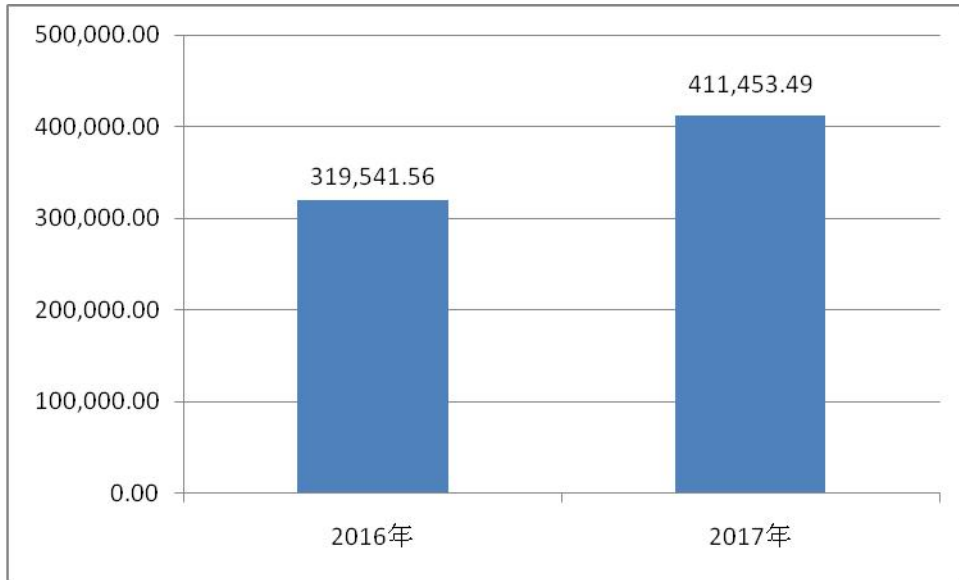
411,453.49

61.98%

2016

91,911.93

28.76%



2017

411, 453. 49

106. 66

0. 03%

4, 892. 64

1. 19%

67, 923. 55

16. 51%

4, 905. 8

1. 19%

325, 805. 44

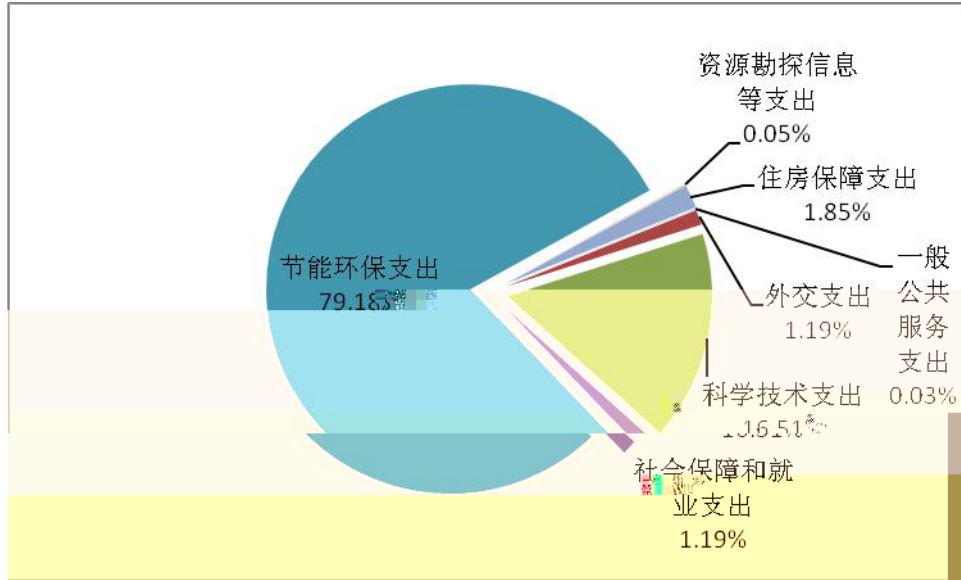
79. 18%

200. 76

0. 05%

7, 618. 64

1. 85%



2017

401, 260. 77

411, 453. 49

102. 54%

1.

1

106. 66

106. 66%

2

1

142. 30

100. 09%



---

2		0
3		2,156.08
	101.53%	
4		2,344.18
	103.52%	
5		250.08
3.		
1		
2,015.72		
		72.2%
2		11,203.88
120.57%		

---

3

5, 939. 1

180. 63%

4

0

5

135. 54

103. 29%

6

8, 779. 74

131. 33%

7

39, 553. 75

540. 94%

---

8  
295.82  
147.91%

4.  
1  
2,856.84  
147.85%

2  
2,001.53  
166.98%

3  
47.43  
85.75%

5.  
1  
18,227.51  
123.24%



2

8, 693. 47

99. 24%

3

176. 64

153. 21%

4

3, 678. 6

103. 81%

5

13, 441. 68

105. 68%

6

8, 439. 59

---

92.88%

7

19,633.99

84.01%

8

7,537.47

102.32%

9

5,927.05

3,775.91%

10

49,855.57

89.4%

---

11  
603.46

12 3,918.06

98.92%

13 8,120.03

86.54%

14 142.13

---

102.17%

16

4,886.56

120.32%

17

1,356.56

104.75%

18

312.99

19

551.38

96.73%

---

20		
9,877.56		100.92%
21		
714.38	116.97%	
22		135,238.76
100.88%		
23		9,206.87
		115.45%
24		11,882.03
106.95%		



---

25		
417. 11		
	49. 92%	
6.		
1		200. 76
7.		
1		3, 748. 36
	99. 16%	
2		302. 45
	102. 53%	
3		3, 567. 83
	100. 5%	
2017	53, 239. 27	
42, 191. 39		

---

11, 047. 89

	"	"		2017
	"	"	2, 423. 35	
1, 619. 19			66. 82%	
	"	"		
	"	"		2017
	"	"		
947. 84			58. 54%	
605. 73			37. 41%	65. 62

---

4. 05%

1.

947. 84



19

15

-

APEC

19

29

61

2016

108.72

10.29%

" "

---

2 605.73

1 0

2 605.73

2017

206

2016 125.73

17.19%

3. 65.62

1 62.16

2017 430 6,624

2 3.46

2017 25 52

2016 41.59

38.79%

---

2017		
314,381.92	0	1,554.51
	312,827.41	
		1,551.52
		2.99

	2017	
	8	456
325,738.24		77.41%
	"	" 1
	64	
22,750.21		

---

2017

"

"

"

"

"

"

96. 56

22, 750. 21

19, 512. 13

85. 77%








"	"		
		99.58	
32,392.91	31,367.36		96.83%





"

"

2018 1 31 -3 15

"

"

1.

1

2016

"

"

64

10

2

2017

22, 750. 21

19, 512. 13

85. 77%

3



2

1

2017 "

"

2

100

4

6

17

30

20

30

30

20

3

---

3.

92.45

" "

1

18.04

90%

2

24.88

83%

3

29.55

98%

4

19.98

99%

4.

---

1		2017
22,750.21	19,512.13	85.77%

2

5.

1

2

		2017
5,871.89	2016	500.33
9.31%		

		2017
84,351.93		44,914.24
	89	39,348.69

---

		54,086.44			
64.12%			55.45		
	0.07%				
			2017	12	31
		286			14
	198		4		
70	50		469	,	100
	200				

---



---

---

---

"

"

---

---

---

